



Washington State  
Convention Center

**Summit**

Opening Spring 2022



**Arch**

Celebrating 30 Years



**The Northwest's premier convention and meeting facility,  
now with more space for your event to  
experience the extraordinary.**



## IN THE HEART OF SEATTLE

- Centrally located in downtown Seattle
- Within short walking distance to over 5,600 hotel rooms
- Easily accessible to Sea-Tac Airport and Link light rail



## ADAPTABLE AND SEAMLESS

- Tailored menu planning to fit your unique needs
- Meeting spaces designed to accommodate multiple room configurations
- Simplified contracting and master billing covering all services

## EXTRAORDINARY ATTENDEE EXPERIENCES

- Regional dishes made with locally sourced food products
- Only convention center to be awarded Best Catered On-Premise Event by the National Association of Catering Executives
- Sustainable food practices and compostable serviceware
- LEED-certified building environments
- Culinary Institute of America-trained chefs





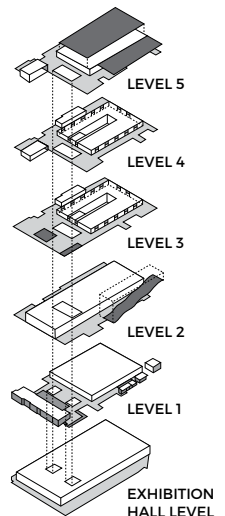
# Summit

Opening Spring 2022

---




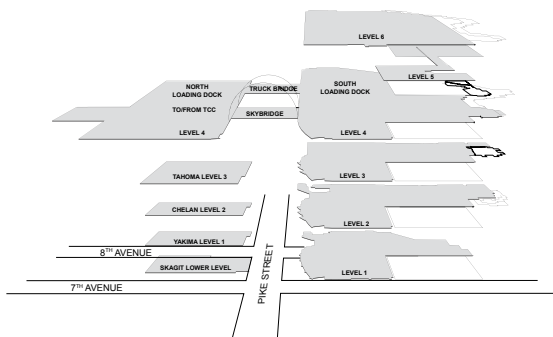
- 570,290 sq. ft. of event space
- 149,200 sq. ft. of heavy-load exhibit space with direct drive-in access
- 99,250 sq. ft. carpeted and acoustically treated Flex Hall with 250 lbs. psf floor load
- 62 meeting rooms totaling 99,620 sq. ft. with numerous combination possibilities
- 58,000 sq. ft. column-free and divisible ballroom with a soaring 55-ft. custom ceiling made from locally sourced recycled wood
- 137,220 sq. ft. of lobby space – all naturally lit – with stunning views of mountains and water
- Covered loading dock with 19 bays
- Three freight elevators and four service elevators supporting all levels



# Arch

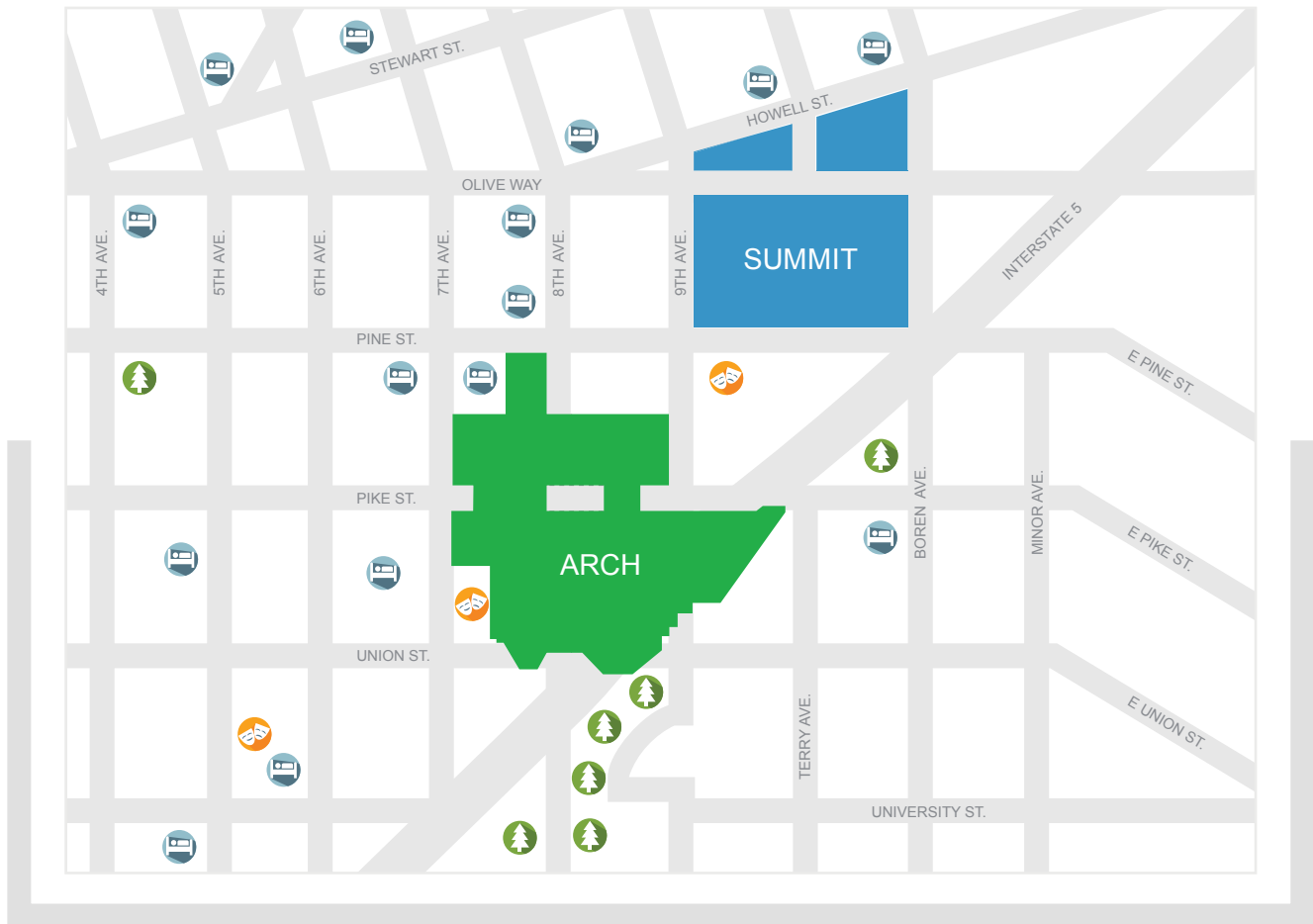
## Celebrating 30 Years

- 434,080 sq. ft. of event space
- 205,700 sq. ft. of heavy-load exhibit space with direct drive-in access
- 70,000 sq. ft. of column-free space for plenary sessions of up to 8,000 people
- Two separate ballrooms totaling 44,628 sq. ft.
- 70 meeting rooms totaling 93,692 sq. ft. of flexible meeting space
- Three loading docks with 23 covered bays
- Two 20,000-lb. freight elevators





**Two buildings one block from each other.  
One experience in the heart of downtown Seattle.**



*Experience the extraordinary.*

#### **YOUR SALES TEAM**

Pei-Hua Yen-Roy  
Senior National Sales Manager  
206-694-5176  
peihua.yenroy@wscc.com  
West Coast

Brock Bradley  
National Sales Manager  
206-694-5066  
brock.bradley@wscc.com  
D.C., Mid-Atlantic,  
Southeast


Bruce Gyger  
National Sales Manager  
206-694-5108  
bruce.gyger@wscc.com  
Chicago, Midwest, Northeast

Michael McQuade  
Director of Sales  
206-694-5105  
michael.mcquade@wscc.com

*Image credits: Alabastro Photography, Jules Frazier, Walter Hodges, LMN Architects*

Sales Office: 705 Pike Street, Seattle WA 98101 | 206-694-5060 | sales@wscc.com | www.wscc.com

 /WashingtonStateConventionCenter

 @WAConvention